




# FLATIRON STEEL

Roofing ▪ Siding ▪ Manufacturer ▪ Supplier



## COVERING WHAT MATTERS MOST

---

### TRIM SPECS

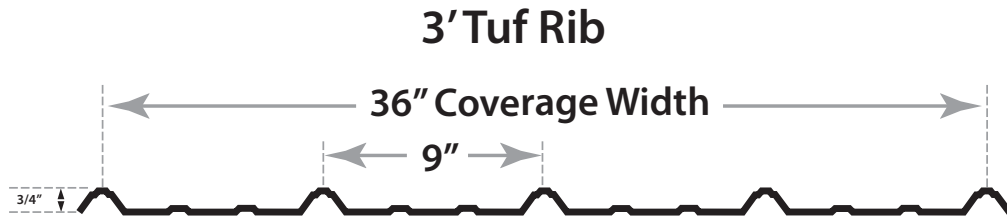
3' Tuf Rib



# FLATIRON STEEL FLASHING DETAILS

3' TUF RIB

PANEL PROFILE



All specifications are designed to be used with panel profile heights of 3/4".

Each order is made specifically to match the needs of that particular customer. Standard trim is available in 10'-2" and 12'-0" lengths.

If needed, custom trim is available in all colors, 10'-2" and 12'-0" lengths, and will be priced based upon the desired profiles' girth (width before bending).

Material used for 3' exposed fastener panels is typically made in 29 and 26 gauge material. It is available upon special request in 24 gauge.

Please call for details.

\*All weights listed are 29 gauge.

## MATERIAL SPECIFICATIONS

### 29 Gauge -----

- Steel Yield Stress: 80,000ksi (Grade E)
- Substrate: AZ-55
- Paint System: Enviro Guard™
- 40-year warranty / Cool Roof Paint
- Weight: 2.00lbs/LNFT

### 26 Gauge -----

- Steel Yield Stress: 80,000ksi (Grade E)
- Substrate: AZ-55
- Paint System: Enviro Guard™
- 40-year warranty / Cool Roof Paint
- Weight: 2.67lbs/LNFT



The companies listed as Energy Star® Partner, have determined that those products meet the Energy Star® guidelines for energy efficiency.



- UL Certified
- UL 580 *Class 90 wind uplift*
- UL 2218 *Class 4 hail impact*
- UL790 *Class A fire rating*

*\*Please Note: Trim length may vary by location*



Roofing • Siding • Manufacturer • Supplier

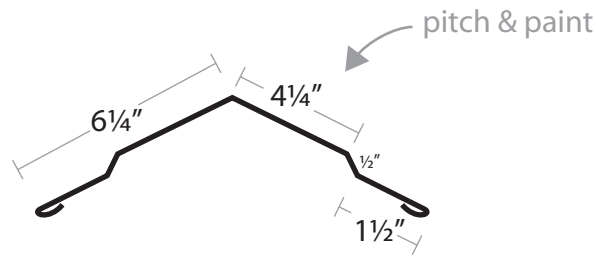




# 3' TUF RIB TRIM PROFILES

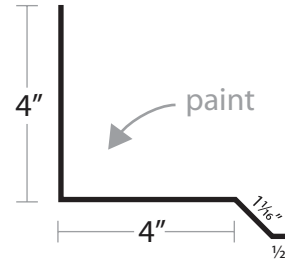
## Rollformed Ridge Cap

Item #	Girth	Length	Weight
FS101A / FS101B	13 <sup>5</sup> / <sub>8</sub> "	10'2" / 12'	6.81 / 8.18 lbs.



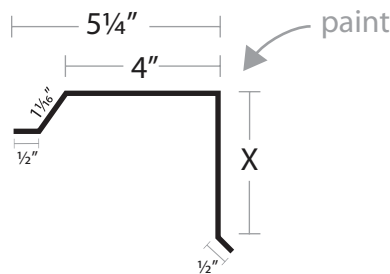
## Sidewall

Item #	Girth	Length	Weight
FS104A / FS104B	9 <sup>9</sup> / <sub>16</sub> "	10'2" / 12'	4.78 / 5.74 lbs.



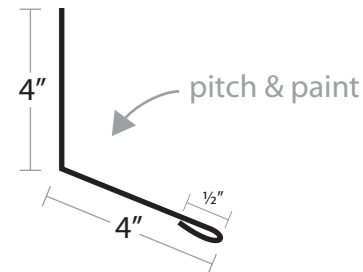
## Gable / Rake

Item #	X	Girth	Length	Weight
FS102A / FS102B	4 1/4" (2x4)	10 1/4"	10'2" / 12'	5.13 / 6.15 lbs.
FS102C / FS102D	6 1/4" (2x6)	12 5/16"	10'2" / 12'	6.16 / 7.39 lbs.
FS102E / FS102F	8 1/4" (2x8)	14 5/16"	10'2" / 12'	7.16 / 8.59 lbs.



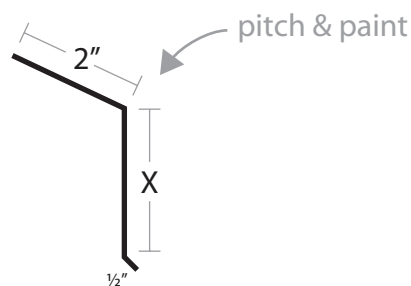
## Endwall

Item #	Girth	Length	Weight
FS105A / FS105B	8 1/2"	10'2" / 12'	4.25 / 5.10 lbs.



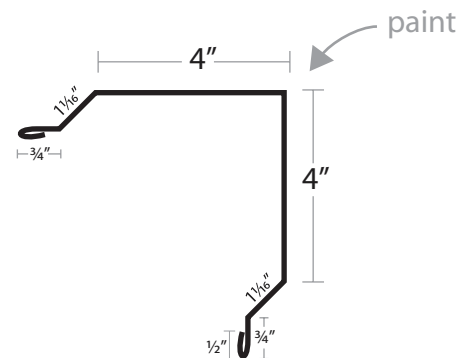
## Eave (Style A Fascia)

Item #	X	Girth	Length	Weight
FS103A / FS103B	3 1/2" (2x4)	6"	10'2" / 12'	3.00 / 3.60 lbs.
FS103C / FS103D	5 1/2" (2x6)	8"	10'2" / 12'	4.00 / 4.80 lbs.
FS103E / FS103F	7 1/2" (2x8)	10"	10'2" / 12'	5.00 / 6.00 lbs.



## Rollformed Outside Corner

Item #	Girth	Length	Weight
FS106A / FS106B	12 5/8"	10'2" / 12'	6.31 / 7.58 lbs.

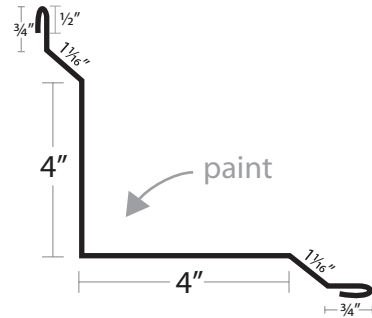




# 3' TUF RIB TRIM PROFILES

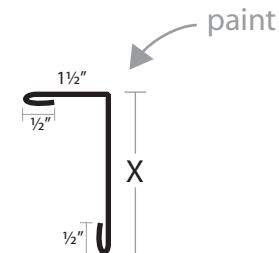
## Rollformed Inside Corner

Item #	Girth	Length	Weight
FS107A / FS107B	12½"	10'2" / 12'	6.31 / 7.58 lbs.



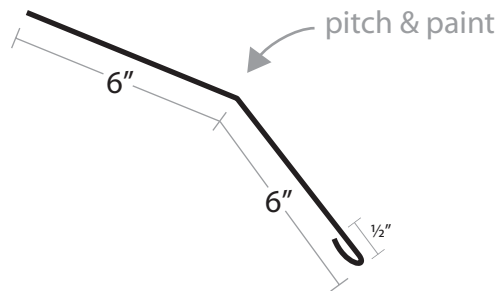
## Door Post Trim

Item #	X	Girth	Length	Weight
FS110A / FS110B	3½" (2x4)	6"	10'2" / 12'	3.00 / 3.60 lbs.
FS110C / FS110D	5½" (2x6)	8"	10'2" / 12'	4.00 / 4.80 lbs.
FS110E / FS110F	7½" (2x8)	10"	10'2" / 12'	5.00 / 6.00 lbs.



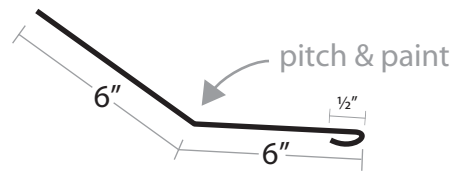
## Upper Transition

Item #	Girth	Length	Weight
FS108A / FS108B	12½"	10'2" / 12'	6.25 / 7.50 lbs.



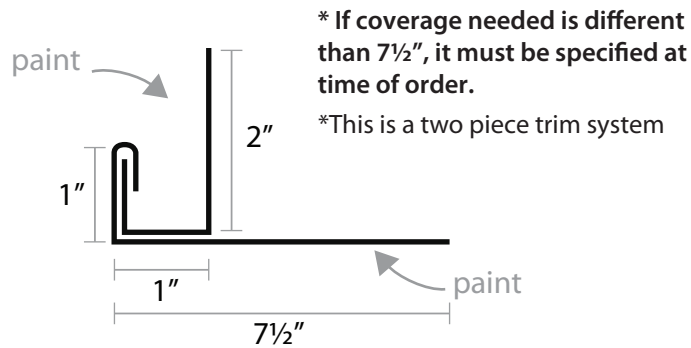
## Lower Transition

Item #	Girth	Length	Weight
FS109A / FS109B	12½"	10'2" / 12'	6.25 / 7.50 lbs.



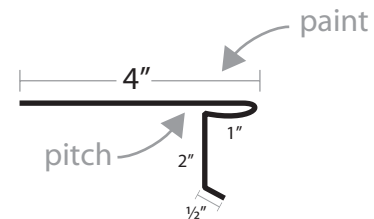
## Overhead Door Trim

Item #	Girth	Length	Weight
FS112A / FS112B	13"	10'2" / 12'	6.50 / 7.75 lbs.



## Style D Eave

Item #	Girth	Length	Weight
FS116A / FS116B	7½"	10'2" / 12'	3.75 / 4.50 lbs.

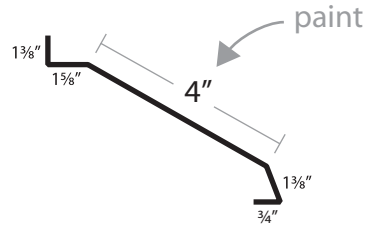




# 3' TUF RIB TRIM PROFILES

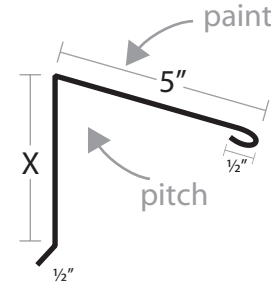
## Cannonball Track Cover

Item #	Girth	Length	Weight
FS114A / FS114B	9 <sup>1</sup> / <sub>8</sub> "	10'2" / 12'	4.56 / 5.48 lbs.



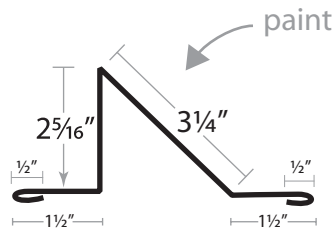
## Front Cap (High Eave)

Item #	X	Girth	Length	Weight
FS117A / FS117B	4 <sup>1</sup> / <sub>4</sub> " (2x4)	10 <sup>1</sup> / <sub>4</sub> "	10'2" / 12'	5.13 / 6.16 lbs.
FS117C / FS117D	6 <sup>1</sup> / <sub>4</sub> " (2x6)	12 <sup>1</sup> / <sub>4</sub> "	10'2" / 12'	6.13 / 7.36 lbs.
FS117E / FS117F	8 <sup>1</sup> / <sub>4</sub> " (2x8)	14 <sup>1</sup> / <sub>4</sub> "	10'2" / 12'	7.13 / 8.56 lbs.



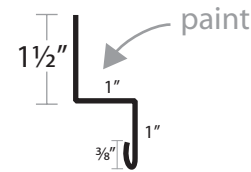
## Snow Stop

Item #	Girth	Length	Weight
FS118A / FS118B	9 <sup>9</sup> / <sub>16</sub> "	10'2" / 12'	4.78 / 5.74 lbs.



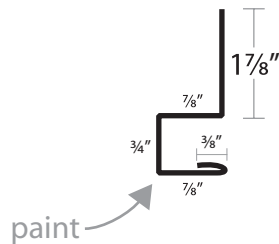
## Z-Flashing

Item #	Girth	Length	Weight
FS119A / FS119B	3 <sup>7</sup> / <sub>8</sub> "	10'2" / 12'	1.94 / 2.33 lbs.



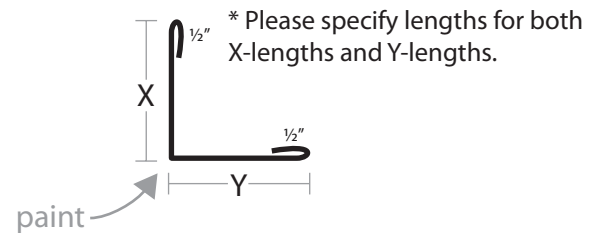
## Square Base Trim

Item #	Girth	Length	Weight
FS122A / FS122B	4 <sup>3</sup> / <sub>4</sub> "	10'2" / 12'	2.44 / 2.93 lbs.



## L-Angle (Channel)

Item #	Girth	Length	Weight
FS120A / FS120B		10'2" / 12'	

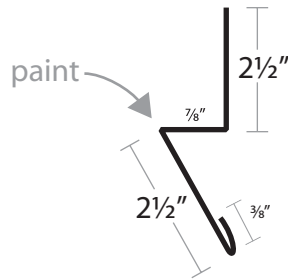




# 3' TUF RIB TRIM PROFILES

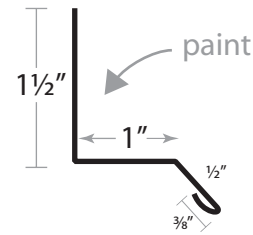
## Z-Base Trim

Item #	Girth	Length	Weight
FS123A / FS123B	6 1/4"	10'2" / 12'	3.13 / 3.76 lbs.



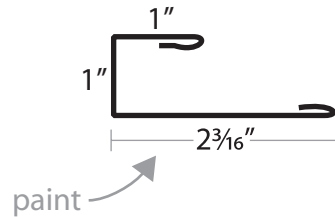
## 1" Window Drip Cap

Item #	Girth	Length	Weight
FS121A / FS121B	3 3/8"	10'2" / 12'	1.69 / 2.03 lbs.



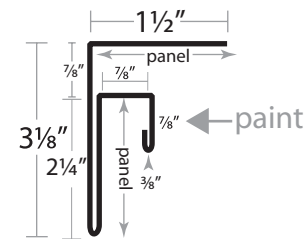
## Rollformed J-Metal

Item #	Girth	Length	Weight
FS124A / FS124B	5 7/8"	10'2" / 12'	2.56 / 3.07 lbs.



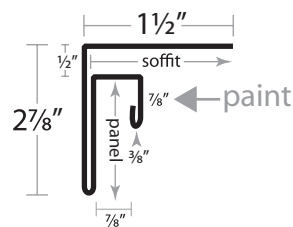
## F+J 3/4" x 3/4" (Panel to Panel)

Item #	Girth	Length	Weight
FS125A / FS125B	9 1/8"	10'2" / 12'	4.56 / 5.47 lbs.



## F+J 3/4" x 1/2" (Panel to Soffit)

Item #	Girth	Length	Weight
FS126A / FS126B	8 7/8"	10'2" / 12'	4.44 / 5.33 lbs.



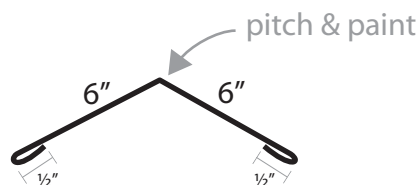
## W-Valley

Item #	Girth	Length	Weight
FS127A / FS127B	20 1/2"	10'2" / 12'	10.25 / 12.30 lbs.



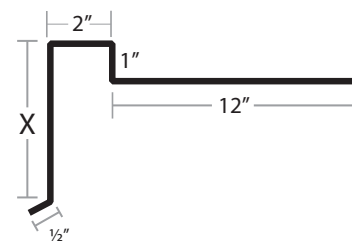
## Hip Ridge

Item #	Girth	Length	Weight
FS115A / FS115B	13"	10'2" / 12'	6.5 / 7.8 lbs.



## Prow Gable

Item #	X	Girth	Length	Weight
FS144A/FS144B	4 1/2" (2x4)	20"	10'2" / 12'	10.00 / 12.00 lbs.
FS144C/FS144D	6 1/2" (2x6)	22"	10'2" / 12'	11.00 / 13.20 lbs.
FS144E/FS144F	8 1/2" (2x8)	24"	10'2" / 12'	12.00 / 14.40 lbs.





Roofing ▪ Siding ▪ Manufacturer ▪ Supplier

11500 21st Street | Greeley, Colorado 80634 | 970.284.6306  
7885 Red Granite Loop | Colorado Springs, Colorado 80939 | 719.591.1114

[www.FLATiRONsteel.com](http://www.FLATiRONsteel.com)

2020

